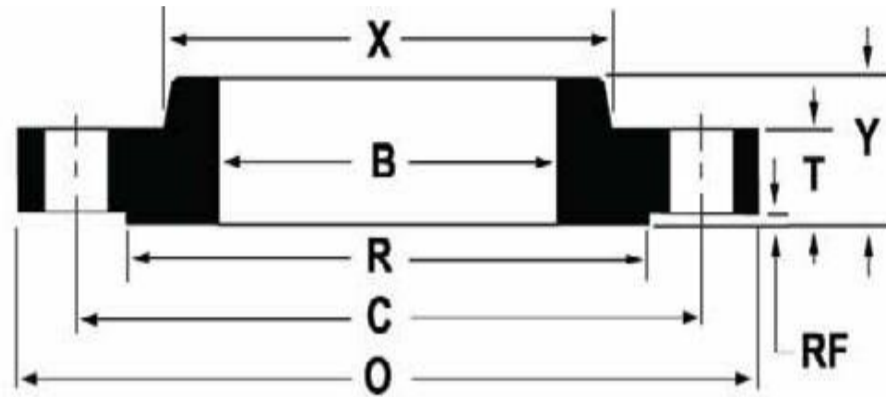


SLIP-ON 150



ANSI B16.5 CLASS 150 SLIP-ON FLANGES

Nominal Pipe Size	Outside Diameter (O)	Thickness (T)	Raised Face Diameter (R)	Length Thru Hub (Y)	Hub Diameter (X)	Bore (B)	Number of Holes	Diameter of Holes	Bolt Circle (C)	Approximate Weight (lbs)
½	3.50	0.38	1.38	0.56	1.19	0.88	4	0.62	2.38	1
¾	3.88	0.44	1.69	0.56	1.50	1.09	4	0.62	2.75	2
1	4.25	0.50	2.00	0.62	1.94	1.36	4	0.62	3.12	2
1¼	4.62	0.56	2.50	0.72	2.31	1.70	4	0.62	3.50	3
1½	5.00	0.62	2.88	0.81	2.56	1.95	4	0.62	3.88	3
2	6.00	0.69	3.62	0.94	3.06	2.44	4	0.75	4.75	5
2½	7.00	0.81	4.12	1.06	3.56	2.94	4	0.75	5.50	8
3	7.50	0.88	5.00	1.12	4.25	3.57	4	0.75	6.00	9
3½	8.50	0.88	5.50	1.19	4.81	4.07	8	0.75	7.00	11
4	9.00	0.88	6.19	1.25	5.31	4.57	8	0.75	7.50	13
5	10.00	0.88	7.13	1.38	6.44	5.66	8	0.88	8.50	15
6	11.00	0.94	8.50	1.50	7.56	6.72	8	0.88	9.50	19
8	13.50	1.06	10.62	1.69	9.69	8.72	8	0.88	11.75	30
10	16.00	1.12	12.75	1.88	12.00	10.88	12	1.00	14.25	43
12	19.00	1.19	15.00	2.12	14.38	12.88	12	1.00	17.00	64
14	21.00	1.31	16.25	2.19	15.75	14.14	12	1.12	18.75	90
16	23.50	1.38	18.50	2.44	18.00	16.16	16	1.12	21.25	106
18	25.00	1.50	21.00	2.62	19.88	18.18	16	1.25	22.75	130
20	27.50	1.62	23.00	2.81	22.00	20.20	20	1.25	25.00	165
22	29.50	1.75	25.25	3.07	24.25	22.22	20	1.38	27.25	185
24	32.00	1.81	27.25	3.19	26.12	24.25	20	1.38	29.50	220

*All Dimensions are in inch

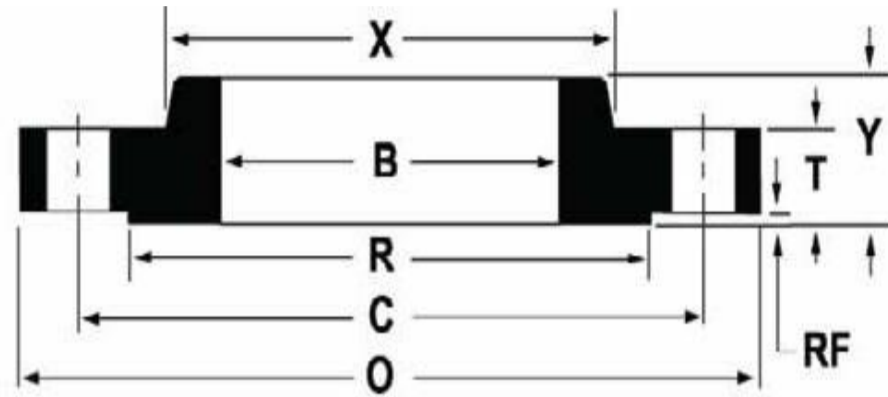
*These flanges will be furnished with a 1/16" raised face unless otherwise specified.

*Flat face option available.



PHONE: 866 6350600/6341284/6342619/6342620 WWW.PERFITUBOS.COM

SLIP-ON 300



ANSI B16.5 CLASS 300 SLIP ON FLANGES

Nominal Pipe Size	Outside Diameter (O)	Thickness (T)	Raised Face Diameter (R)	Length Thru Hub (Y)	Hub Diameter (X)	Bore (B)	Number of Holes	Diameter of Holes	Bolt Circle (C)	Approximate Weight (lbs)
½	3.75	0.50	1.38	0.81	1.50	0.88	4	0.63	2.62	2
¾	4.62	0.56	1.69	0.94	1.88	1.09	4	0.75	3.25	3
1	4.88	0.62	2.00	1.00	2.12	1.36	4	0.75	3.50	3
1¼	5.25	0.69	2.50	1.00	2.50	1.70	4	0.75	3.88	4.5
1½	6.12	0.75	2.88	1.13	2.75	1.95	4	0.88	4.50	6.5
2	6.50	0.81	3.62	1.25	3.31	2.44	8	0.75	5.00	7
2½	7.50	0.94	4.12	1.44	3.94	2.94	8	0.88	5.88	10
3	8.25	1.06	5.00	1.63	4.62	3.57	8	0.88	6.62	13
3½	9.00	1.12	5.50	1.69	5.25	4.07	8	0.88	7.25	17
4	10.00	1.19	6.19	1.82	5.75	4.57	8	0.88	7.88	23.5
5	11.00	1.31	7.31	1.94	7.00	5.66	8	0.88	9.25	29
6	12.50	1.38	8.50	2.00	8.12	6.72	12	0.88	10.62	39
8	15.00	1.56	10.62	2.38	10.25	8.72	12	1.00	13.00	58
10	17.50	1.81	12.75	2.56	12.62	10.88	16	1.12	15.25	81
12	20.50	1.94	15.00	2.82	14.75	12.88	16	1.25	17.75	115
14	23.00	2.06	16.25	2.94	16.75	14.14	20	1.25	20.25	165
16	25.50	2.19	18.50	3.19	19.00	16.16	20	1.38	22.50	210
18	28.00	2.31	21.00	3.44	21.00	18.18	24	1.38	24.75	253
20	30.50	2.44	23.00	3.69	23.12	20.20	24	1.38	27.00	315
22	33.00	2.57	25.25	3.93	25.25	22.22	24	1.63	29.25	370
24	36.00	2.69	27.25	4.13	27.62	24.25	24	1.63	32.00	490

*All Dimensions are in inch

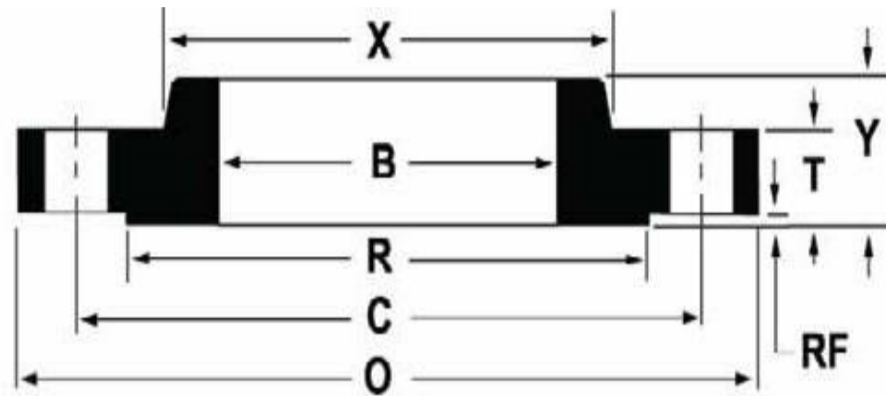
*These flanges will be furnished with a 1/16" raised face unless otherwise specified.

*Flat face option available.



PHONE: 866 6350600/6341284/6342619/6342620 WWW.PERFITUBOS.COM

SLIP-ON 600



ANSI B16.5 CLASS 600 SLIP ON FLANGES

Nominal Pipe Size	Outside Diameter (O)	Thickness (T)	Raised Face Diameter (R)	Length Thru Hub (Y)	Hub Diameter (X)	Bore (B)	Number of Holes	Diameter of Holes	Bolt Circle (C)	Approximate Weight (lbs)
½	3.75	0.56	1.38	0.88	1.50	0.88	4	0.63	2.62	2
¾	4.62	0.62	1.69	1.00	1.88	1.09	4	0.75	3.25	3
1	4.88	0.69	2.00	1.06	2.12	1.36	4	0.75	3.50	4
1¼	5.25	0.81	2.50	1.12	2.50	1.70	4	0.75	3.88	5
1½	6.12	0.88	2.88	1.25	2.75	1.95	4	0.88	4.50	7
2	6.50	1.00	3.62	1.44	3.31	2.44	8	0.75	5.00	9
2½	7.50	1.12	4.12	1.62	3.94	2.94	8	0.88	5.88	13
3	8.25	1.25	5.00	1.81	4.62	3.57	8	0.88	6.62	16
3½	9.00	1.38	5.50	1.94	5.25	4.07	8	1.00	7.25	21
4	10.75	1.50	6.19	2.12	6.00	4.57	8	1.00	8.50	37
5	13.00	1.75	7.31	2.38	7.44	5.66	8	1.12	10.50	63
6	14.00	1.88	8.50	2.62	8.75	6.72	12	1.12	11.50	80
8	16.50	2.19	10.62	3.00	10.75	8.72	12	1.25	13.75	115
10	20.00	2.50	12.75	3.38	13.50	10.88	16	1.38	17.00	177
12	22.00	2.62	15.00	3.62	15.75	12.88	20	1.38	19.25	215
14	23.75	2.75	16.25	3.69	17.00	14.14	20	1.50	20.75	259
16	27.00	3.00	18.50	4.19	19.50	16.16	20	1.63	23.75	366
18	29.25	3.25	21.00	4.62	21.50	18.18	20	1.75	25.75	476
20	32.00	3.50	23.00	5.00	24.00	20.20	24	1.75	28.50	612
22	34.25	3.75	25.25	5.25	26.25	22.22	24	1.75	30.63	590
24	37.00	4.00	27.25	5.50	28.25	24.25	24	2.00	33.00	876

*All Dimensions are in inch

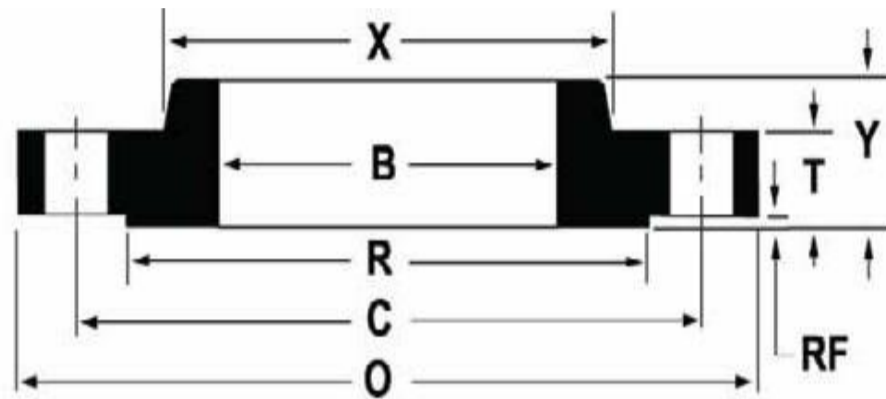
*These flanges will be furnished with a 1/4" raised face unless otherwise specified.

*Flat face option available.



PHONE: 866 6350600/6341284/6342619/6342620 WWW.PERFITUBOS.COM

SLIP-ON 900



ANSI B16.5 CLASS 900 SLIP ON FLANGES

Nominal Pipe Size	Outside Diameter (O)	Thickness (T)	Raised Face Diameter (R)	Length Thru Hub (Y)	Hub Diameter (X)	Bore (B)	Number of Holes	Diameter of Holes	Bolt Circle (C)	Approximate Weight (lbs)
½	4.75	0.88	1.38	1.25	1.50	0.88	4	0.88	3.25	6
¾	5.12	1.00	1.69	1.38	1.75	1.09	4	0.88	3.50	6
1	5.88	1.12	2.00	1.62	2.06	1.36	4	1.00	4.00	8
1¼	6.25	1.12	2.50	1.62	2.50	1.70	4	1.00	4.38	10
1½	7.00	1.25	2.88	1.75	2.75	1.95	4	1.12	4.88	14
2	8.50	1.50	3.63	2.25	4.12	2.44	8	1.00	6.50	22
2½	9.62	1.62	4.13	2.50	4.88	2.94	8	1.12	7.50	31
3	9.50	1.50	5.00	2.12	5.00	3.57	8	1.00	7.50	36
4	11.50	1.75	6.19	2.75	6.25	4.57	8	1.25	9.25	53
5	13.75	2.00	7.31	3.12	7.50	5.66	8	1.38	11.00	83
6	15.00	2.19	8.50	3.38	9.25	6.72	12	1.25	12.50	110
8	18.50	2.50	10.63	4.00	11.75	8.72	12	1.50	15.50	172
10	21.50	2.75	12.75	4.25	14.50	10.88	16	1.50	18.50	245
12	24.00	3.12	15.00	4.63	16.50	12.88	20	1.50	21.00	326
14	25.25	3.38	16.25	5.12	17.75	14.14	20	1.63	22.00	400
16	27.75	3.50	18.50	5.25	20.00	16.16	20	1.75	24.25	459
18	31.00	4.00	21.00	6.00	22.25	18.18	20	2.00	27.00	647
20	33.75	4.25	23.00	6.25	24.50	20.20	20	2.13	29.50	792
24	41.00	5.50	27.25	8.00	29.50	24.25	20	2.63	35.50	1480

*All Dimensions are in inch

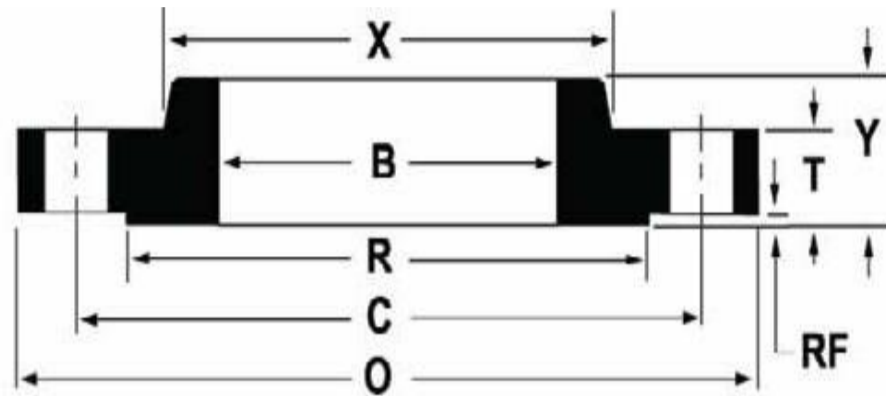
*These flanges will be furnished with a 1/4" raised face unless otherwise specified.

*Flat face option available.



PHONE: 866 6350600/6341284/6342619/6342620 WWW.PERFITUBOS.COM

SLIP-ON 1500



ANSI B16.5 CLASS 1500 SLIP ON FLANGES

Nominal Pipe Size	Outside Diameter (O)	Thickness (T)	Raised Face Diameter (R)	Length Thru Hub (Y)	Hub Diameter (X)	Bore (B)	Number of Holes	Diameter of Holes	Bolt Circle (C)	Approximate Weight (lbs)
½	4.75	0.88	1.38	1.25	1.50	0.88	4	0.88	3.25	6
¾	5.12	1.00	1.69	1.38	1.75	1.09	4	0.88	3.50	6
1	5.88	1.12	2.00	1.62	2.06	1.36	4	1.00	4.00	8
1¼	6.25	1.12	2.50	1.62	2.50	1.70	4	1.00	4.38	10
1½	7.00	1.25	2.88	1.75	2.75	1.95	4	1.12	4.88	14
2	8.50	1.50	3.63	2.25	4.12	2.44	8	1.00	6.50	25
2½	9.62	1.62	4.13	2.50	4.88	2.94	8	1.12	7.50	36
3	10.50	1.88	5.00	5.25	8	1.25	8.00	48
4	12.25	2.12	6.19	6.38	8	1.38	9.50	73
5	14.75	2.88	7.13	7.75	8	1.63	11.50	132
6	15.50	3.25	8.50	9.00	12	1.50	12.50	165
8	19.00	3.62	10.63	11.50	12	1.75	15.50	260
10	23.00	4.25	12.75	14.50	12	2.00	19.00	436
12	26.50	4.88	15.00	17.75	16	2.12	22.50	667
14	29.50	5.25	16.25	19.50	16	2.38	25.00	940
16	32.50	5.75	18.50	21.75	16	2.63	27.75	1250
18	36.00	6.38	21.00	23.50	16	2.88	30.50	1625
20	38.75	7.00	23.00	25.25	16	3.12	32.75	2050
24	46.00	8.00	27.25	30.00	16	3.63	39.00	2825

*All Dimensions are in inch

*These flanges will be furnished with a 1/4" raised face unless otherwise specified.

*Flat face option available.

