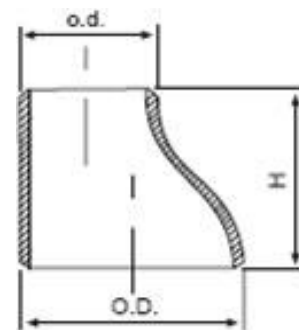
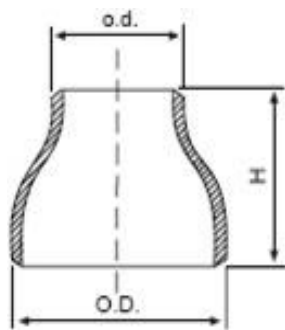


# CONEXIÓN DE ACERO AL CARBON ASTM A234 WPB



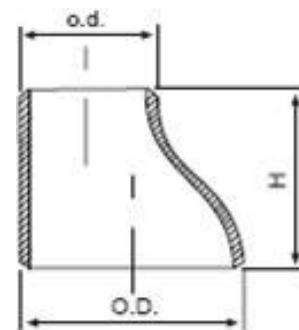
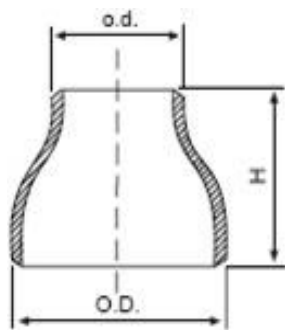
## REDUCCIONES ( CONCENTRICA Y EXCENTRICA)

DN pulg.	DIAMETRO EXT. A BISEL		LINEA H	ESPESOR DE PARED	
	EXT. MAYOR (mm)	EXT. MENOR (mm)		SCH 40/STD (mm)	SCH 80 (mm)
3/4 x 1/2	26.7	21.3	38.1	2.87	3.91
1 x 3/4	33.5	26.7	50.8	3.38	4.55
1 x 1/2	33.5	21.3	50.8	3.38	4.55
1 1/4 x 1	42.2	33.5	50.8	3.56	4.85
1 1/4 x 3/4	42.2	26.7	50.8	3.56	4.85
1 1/2 x 1 1/4	48.3	42.2	63.5	3.68	5.08
1 1/2 x 1	48.3	33.5	63.5	3.68	5.08
1 1/2 x 3/4	48.3	26.7	63.5	3.68	5.08
1 1/2 x 1/2	48.3	21.3	63.5	3.68	5.08
2 x 1 1/2	60.5	48.3	76.2	3.91	5.54
2 x 1 1/4	60.5	42.2	76.2	3.91	5.54
2 x 1	60.5	33.5	76.2	3.91	5.54
2 x 3/4	60.5	26.7	76.2	3.91	5.54
2 1/2 x 2	73.2	60.5	88.9	5.16	7.01
2 1/2 x 1 1/2	73.2	48.3	88.9	5.16	7.01
2 1/2 x 1 1/4	73.2	42.2	88.9	5.16	7.01
2 1/2 x 1	73.2	33.5	88.9	5.16	7.01
3 x 2 1/2	88.9	73.2	88.9	5.49	7.62
3 x 2	88.9	60.5	88.9	5.49	7.62
3 x 1 1/2	88.9	48.3	88.9	5.49	7.62



PHONE: 866 6350600/6341284/6342619/6342620 WWW.PERFITUBOS.COM

# CONEXIÓN DE ACERO AL CARBON ASTM A234 WPB



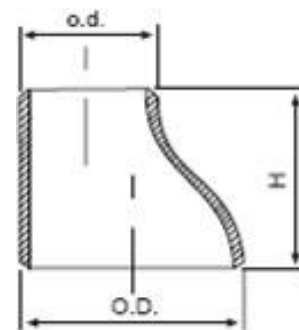
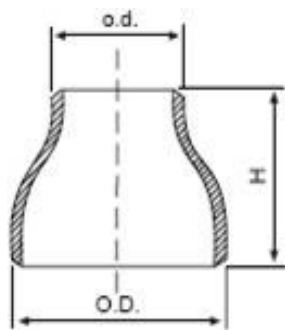
## REDUCCIONES ( CONCENTRICA Y EXCENTRICA)

DN pulg.	DIAMETRO EXT. A BISEL		LINEA	ESPESOR DE PARED	
	EXT. MAYOR (mm)	EXT. MENOR (mm)	H (mm)	SCH 40/STD (mm)	SCH 80 (mm)
3 x 1 1/4	88.9	42.2	88.9	5.49	7.62
3 x 1	88.9	33.5	88.9	5.49	7.62
4 x 3	114.3	88.9	101.6	6.02	8.56
4 x 2 1/2	114.3	73.2	101.6	6.02	8.56
4 x 2	114.3	60.5	101.6	6.02	8.56
5 x 4	141.2	114.3	127.0	6.55	9.53
5 x 3	141.2	88.9	127.0	6.55	9.53
6 x 5	168.1	141.2	139.7	7.11	10.97
6 x 4	168.1	114.3	139.7	7.11	10.97
6 x 3	168.1	88.9	139.7	7.11	10.97
6 x 2 1/2	168.1	73.2	139.7	7.11	10.97
8 x 6	218.9	168.1	152.4	8.18	12.7
8 x 5	218.9	141.2	152.4	8.18	12.7
8 x 4	218.9	114.3	152.4	8.18	12.7
10 x 8	273.1	218.9	177.8	9.27	15.1
10 x 6	273.1	168.1	177.8	9.27	15.1
10 x 5	273.1	141.2	177.8	9.27	15.1
12 x 10	323.9	273.1	203.2	9.53	17.5
12 x 8	323.9	218.9	203.2	9.53	17.5
12 x 6	323.9	168.1	203.2	9.53	17.5



PHONE: 866 6350600/6341284/6342619/6342620 WWW.PERFITUBOS.COM

# CONEXIÓN DE ACERO AL CARBON ASTM A234 WPB



## REDUCCIONES ( CONCENTRICA Y EXCENTRICA)

DN pulg.	DIAMETRO EXT. A BISEL		LINEA H	ESPESOR DE PARED	
	EXT. MAYOR (mm)	EXT. MENOR (mm)		SCH 40/STD (mm)	SCH 80 (mm)
14 x 10	355.6	273.0	330.0	9.53	19.1
16 x 12	406.4	323.8	356.0	12.7	21.4
16 x 10	406.4	273.0	356.0	12.7	21.4
18 x 16	457.0	406.4	381.0	9.53	23.8
18 x 14	457.0	355.6	381.0	9.53	23.8
18 x 12	457.0	323.8	381.0	9.53	23.8
20 x 18	508.0	457.0	508.0	9.53	26.2
20 x 16	508.0	406.4	508.0	9.53	26.2
20 x 14	508.0	355.6	508.0	9.53	-
20 x 12	508.0	323.8	508.0	9.53	-
24 x 20	610.0	508.0	508.0	9.53	-



PHONE: 866 6350600/6341284/6342619/6342620 WWW.PERFITUBOS.COM